

Jago 匠光

901A 吸顶灯

Ceiling surface mounted luminaires technical data sheet

901A 匠光线形吸顶灯为简约式LED灯具，采用优质铝合金型材灯体，无螺丝压铸铝端盖，表面细沙氧化，阻燃PC蜂窝格栅面罩，灯具线条硬朗美观、外观尺寸比例科学，结构合理，安装维护方便灵活。灯具结合了耐贝西创新的直接照明+间接照明的照明理念，运用防眩光灯罩控光，防眩光效果好，阻燃PC蜂窝格栅，出光均匀无阴影，控光面罩与灯体完美结合使整个灯具更加美观。先进的热管理技术，散热优异，确保了灯具最大光输出的持续性及色温的一致性。

应用场所：写字楼、学校、医院、高档超市、商场、酒店等公共建筑。

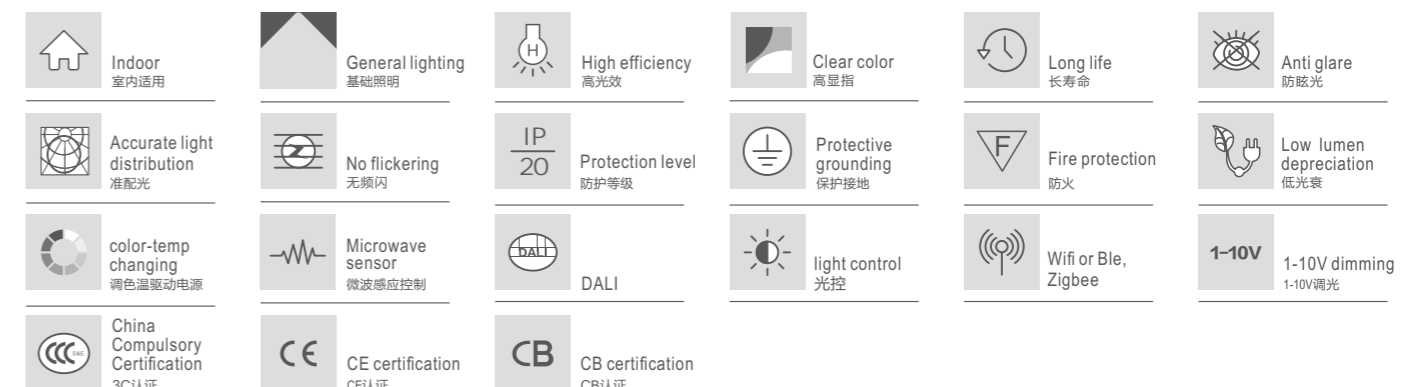
901A series ceiling surface mounted linear LED luminaire, housing made of high pressure extruded aluminum construction, die-cast aluminum end caps with no visible screws, Surface treatment is the sand oxidation and Flame retardant PC honeycomb grille mask, UV and corrosion resistance, with beautiful appearance, the scientific proportion and reasonable dimensions, flexible installing methods, light body, excellent heat dissipation. The luminaire combined with the concept of indirect/direct lighting distributions, applying anti-glare diffuser and double transmission principle of secondary reflection, Flame-retardant PC honeycomb grille, without visible dark spot or light gaps in seamless continuous lighting system. Advanced thermal management technology to ensure consistency of LED life span, color temperature and maximize output lumens.

Applications: Office, Educational Institutes, Hospitals, Warehouses, Hospitality, Retailers Etc.

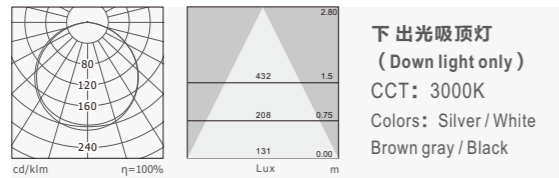
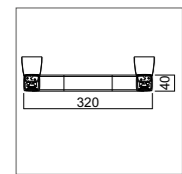
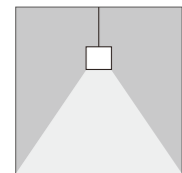

规格参数 Technical Data

名称：901A 吸顶灯
类型：吸顶灯
灯体材料：优质铝合金
表面处理：细沙氧化(银色/褐灰色/哑光黑)
哑光粉末喷涂(哑光白)
控光面罩：阻燃PC蜂窝格栅
光源：SMD
整灯光效：90 lm/W
显色指数：>90
色温：3000K / 4000K / 6500K
输入电压：220V / 50Hz
驱动电源：高转换率驱动电源
灯具寿命：3万小时
电气等级：I

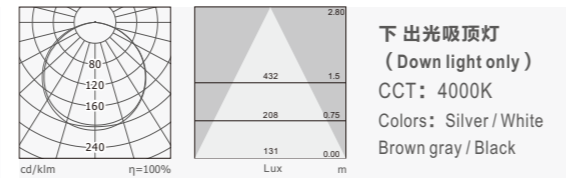
Product name: 901A Ceiling surface mounted luminaire
Type: Ceiling surface mounted luminaires
Housing material: High-quality Aluminum alloy
Surface finish: Fine sand oxidation (silver/brown gray/black)
Matte powder coating (matte white)
Diffuser material: Flame-retardant PC honeycomb grille
Light source: SMD
Luminaire efficiency: 90 lm/W
CRI: >90
Color temperature: 3000K / 4000K / 6500K
Input voltage: 220V / 50Hz
Driver: High efficiency driver
Lifespan: 30000h
Electrical grade: I



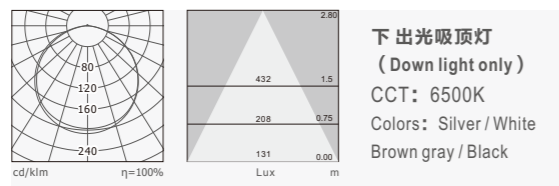
标准灯具 Standard single fitting



Item No	Power Flux	L*W*H
901A-CB1200H36W	36W / 3240 lm	1200*320*40
901A-CB1800H54W	54W / 4860 lm	1800*320*40
901A-CB1200H72W	72W / 6480 lm	1200*320*40
901A-CB1800H108W	108W / 9720 lm	1800*320*40

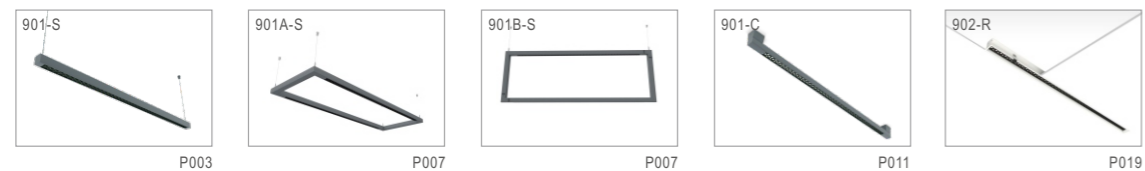


Item No	Power Flux	L*W*H
901A-CB1200H36W	36W / 3260 lm	1200*320*40
901A-CB1800H54W	54W / 4880 lm	1800*320*40
901A-CB1200H72W	72W / 6500 lm	1200*320*40
901A-CB1800H108W	108W / 9740 lm	1800*320*40



Item No	Power Flux	L*W*H
901A-CB1200H36W	36W / 3280 lm	1200*320*40
901A-CB1800H54W	54W / 4900 lm	1800*320*40
901A-CB1200H72W	72W / 6520 lm	1200*320*40
901A-CB1800H108W	108W / 9760 lm	1800*320*40

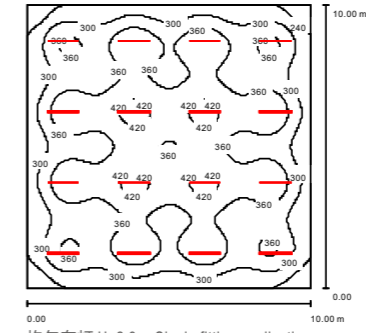
关联产品 Related products



应用参考 Application reference

Open space: 10m x 10m x 3m; reflectance (%) : ceiling80/wall50/floor20/ floor ceiling walls; illuminance is the average lux level on 0.75m working surface; "H" is the fittings installation height

开放式空间: 10m x 10m x 3m; 反射率(%): 天花板 80/墙壁50/地板20; 照度为 0.75m工作面平均照度; H为灯具安装离地高度。



Item No	Power Flux	Number	W/m ²	H=2.5m Illuminance(Lux)
901A-CB1200T36W	36W / 3240 lm	16	5.76	342



Jago
匠光系列
901A吸顶灯
实景图